



Acoma

Cochiti

Isleta

Jemez

Laguna

Nambe

Ohkay Owingeh

Picuris

Pojoaque

Sandia

San Felipe

San Ildefonso

Santa Ana

Santa Clara

Santo Domingo

Taos

Tesuque

Zia

Zuni

# APCG Economic Impact Assessment Outcomes and Challenges

Presentation Prepared for  
The Pueblo Data Sovereignty Conference  
November 20, 2019



# *APCG Economic Impact Assessment Outcomes and Challenges*

---

1. Study Overview and Goals
2. Research Design
3. Data and Methodology
4. Results
5. Lessons Learned and Strategies Moving Forward
6. Discussion

# Study Overview and Goals

---

# Study Overview and Goals

The research for this study was commissioned by the Indian Pueblo Cultural Center on behalf of the All Pueblo Council of Governors as the result of a unanimous resolution.

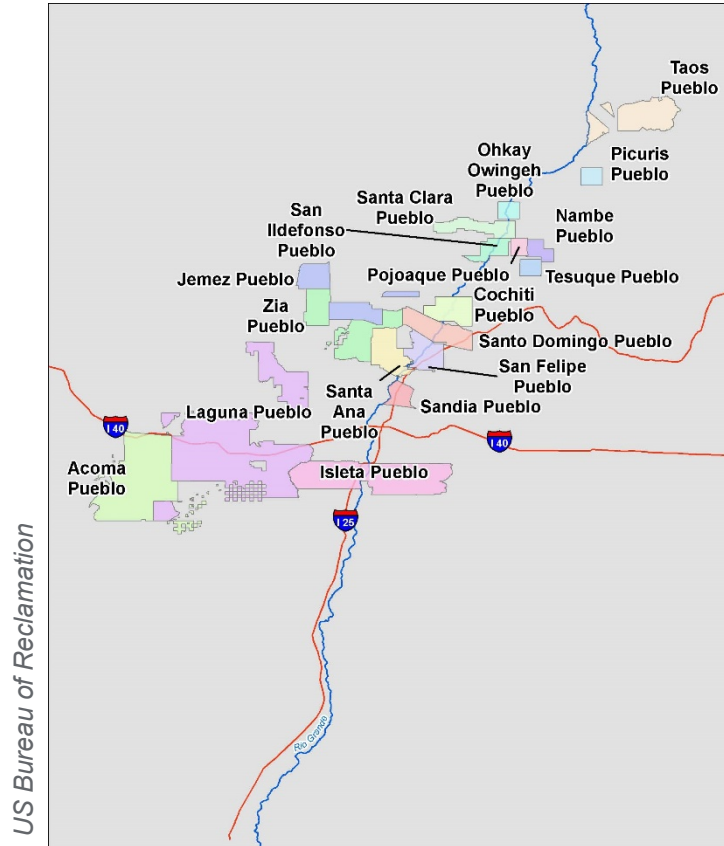
The Bureau of Business and Economic Research's (BBER's) analysis was based entirely on independent, publicly sourced data.



# *Study Overview and Goals*

- Demonstrate to Federal government and New Mexico Legislature that the Pueblos have a large and positive impact on State economy.
- Collect up-to-date and reliable data that can be used for economic development and planning.
- Identify economic trends that will impact the Pueblo's economies, and opportunities to address them.
- Improve the Pueblos' ability to collect information and conduct analysis on the Pueblos' economies.

# Study Overview and Goals



US Bureau of Reclamation

The 19 Pueblos contribute substantially to New Mexico's economy.

Both out-of-state and in-state revenues have a significant impact on the state, especially on rural communities in central and northern New Mexico.

Tribal enterprise revenues create increased economic stability, providing services to tribal members.

This stability creates increased tribal autonomy.

# Research Design

---

# Research Design

---

## What are Economic Impacts?

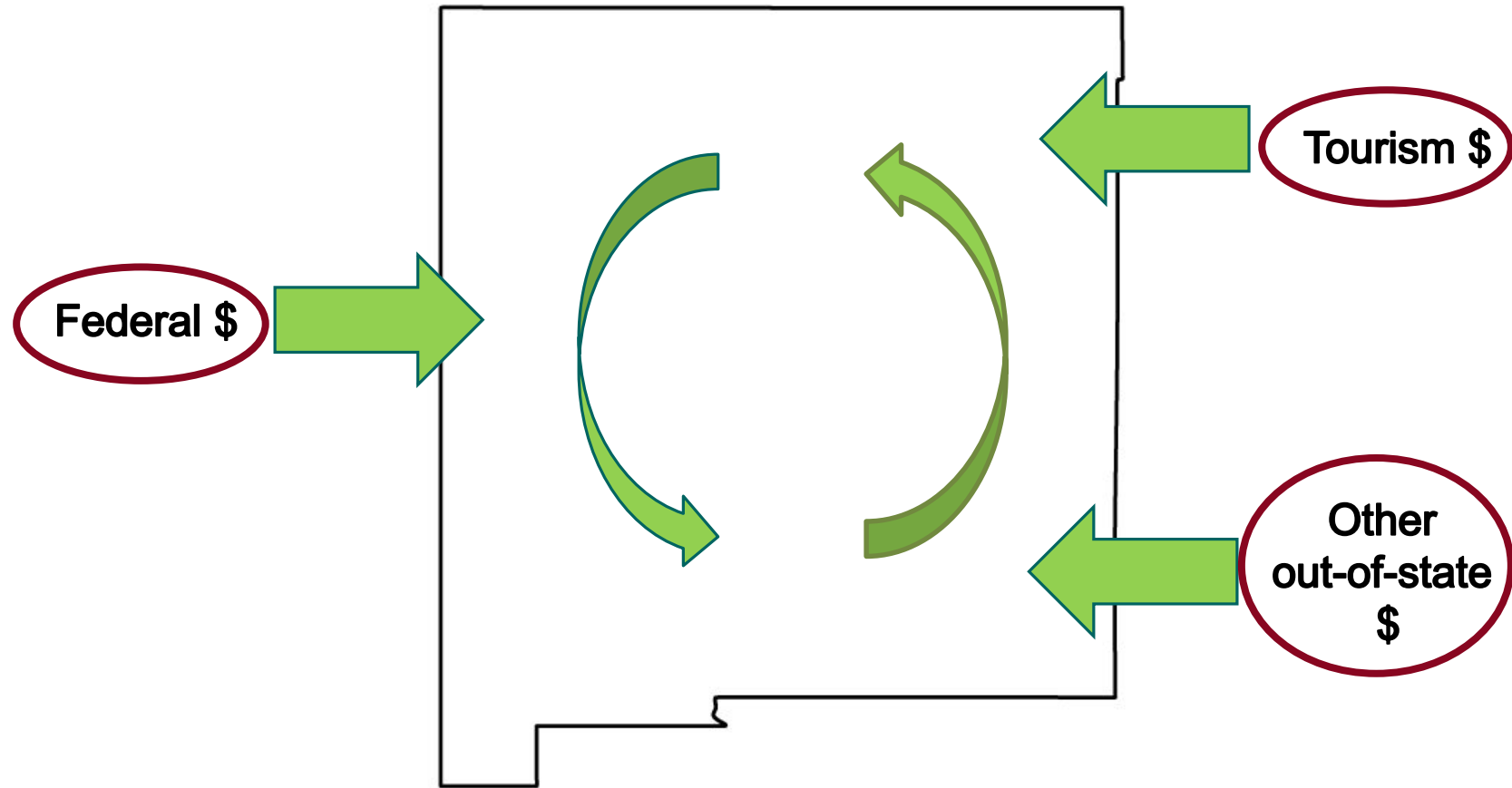
- Net economic output, jobs, & wages directly & indirectly funded by out-of-state dollars
- Sources of out-of-state dollars:
  - Goods & services exported to other countries or states
  - Revenues from federal programs
  - Spending by tourists
- Secondary effects of local spending, or 'multiplier effects'. Example: Economic impacts of a hotel include the spending of the hotel on linens obtained from NM sources & the spending on groceries by an employee of the hotel.
- Import substitution. Example: casinos.



# Research Design

Another way to think about and understand economic impacts is to ask:

What would the New Mexico economy look like if the Pueblos did not exist?



# *Research Design*

---

The focus of this study is the 19 Pueblos acting as tribal entities. For the purposes of this study, this includes:

- a) Businesses and enterprises such as the Indian Pueblo Cultural Center (IPCC), the Eight Northern Indian Pueblo Council (ENIPC) that are collectively-established by tribes;
- b) Business enterprises wholly-owned by tribes;
- c) Tribal governments, including services that the tribes provide to the members; and
- d) Federal programs available to members of the 19 tribes (e.g. Indian Health Services, Bureau of Indian Education).

# Data and Methodology

---

# Data and Methodology

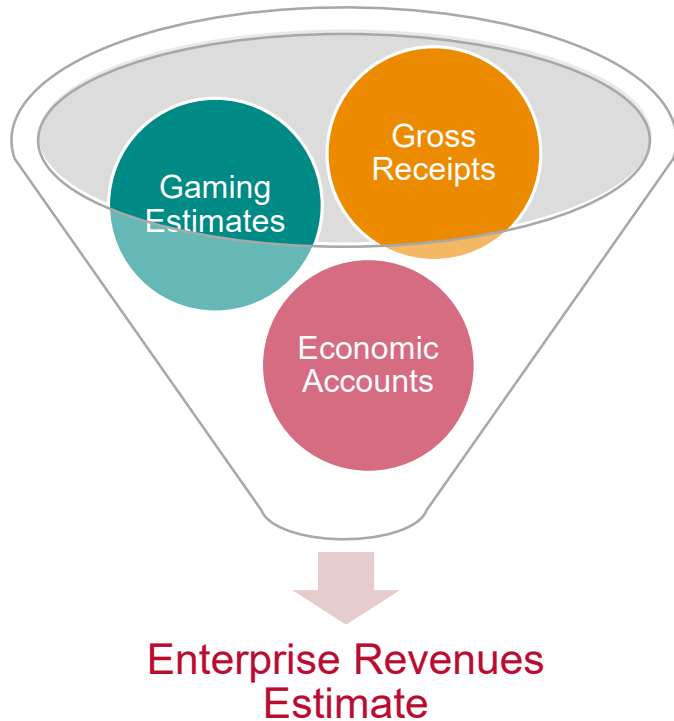
This study utilized four sources of information for the analysis:

1. The Office of Management and Budget's Federal Audit Clearinghouse
2. The Federal Data Center
3. The Foundation Center
4. The New Mexico Department of Workforce Solutions



# Data and Methodology

---



- New Mexico Gaming Control Board
- Gaming statistics and analysis available from the University of Nevada-Las Vegas Center for Gaming Research
- Economic Census
- BEA Regional Economic Accounts
- NM Taxation and Revenue's RP-80 gross receipt data (for 15 Pueblos)
- Information on state-funded grants and capital projects from the State of New Mexico's Sunshine Portal

# Results

---

# Results

This figure illustrates the relationship between direct, indirect, and induced economic impacts.

These impacts are measured in terms of employment, labor income, and output (revenues to businesses plus/minus changes to inventory).

In the following slides, we will talk about the various ways in which the 19 Pueblos impact the New Mexico economy.



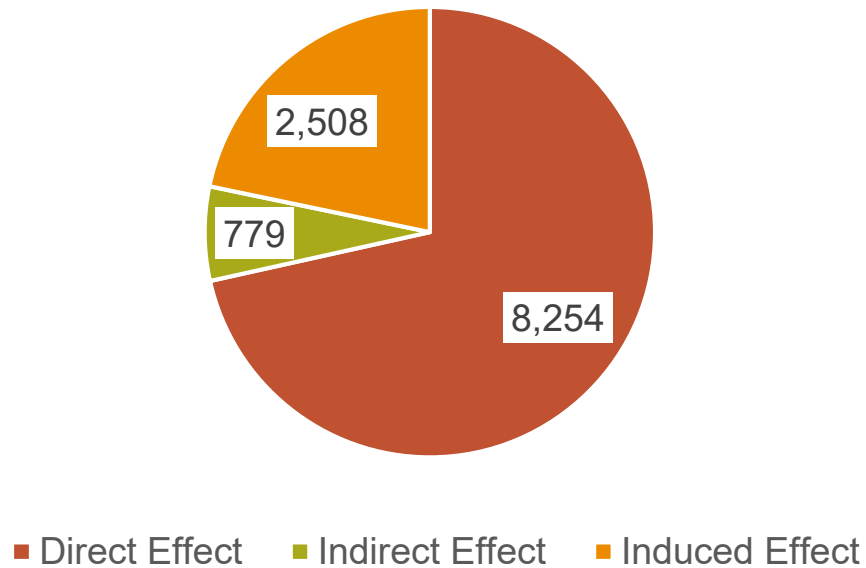
Jobs, Wages and Revenues to Tribes, Tribal Enterprises and Federal Services, and their vendors

Jobs, Wages and Revenues due to spending by vendors to Tribes, Tribal Enterprises and Federal Government Services

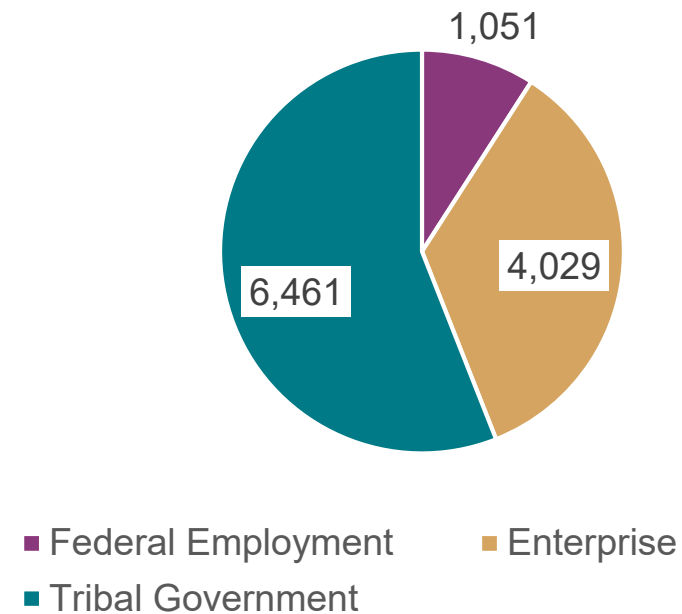
Jobs, Wages and Revenues due to payroll spending of employees of Tribes, Enterprises and employees of the supply chain

# Results: Economic Impact - Employment

Total Employment Impacts of the 19 Pueblos on New Mexico's Economy, 2017

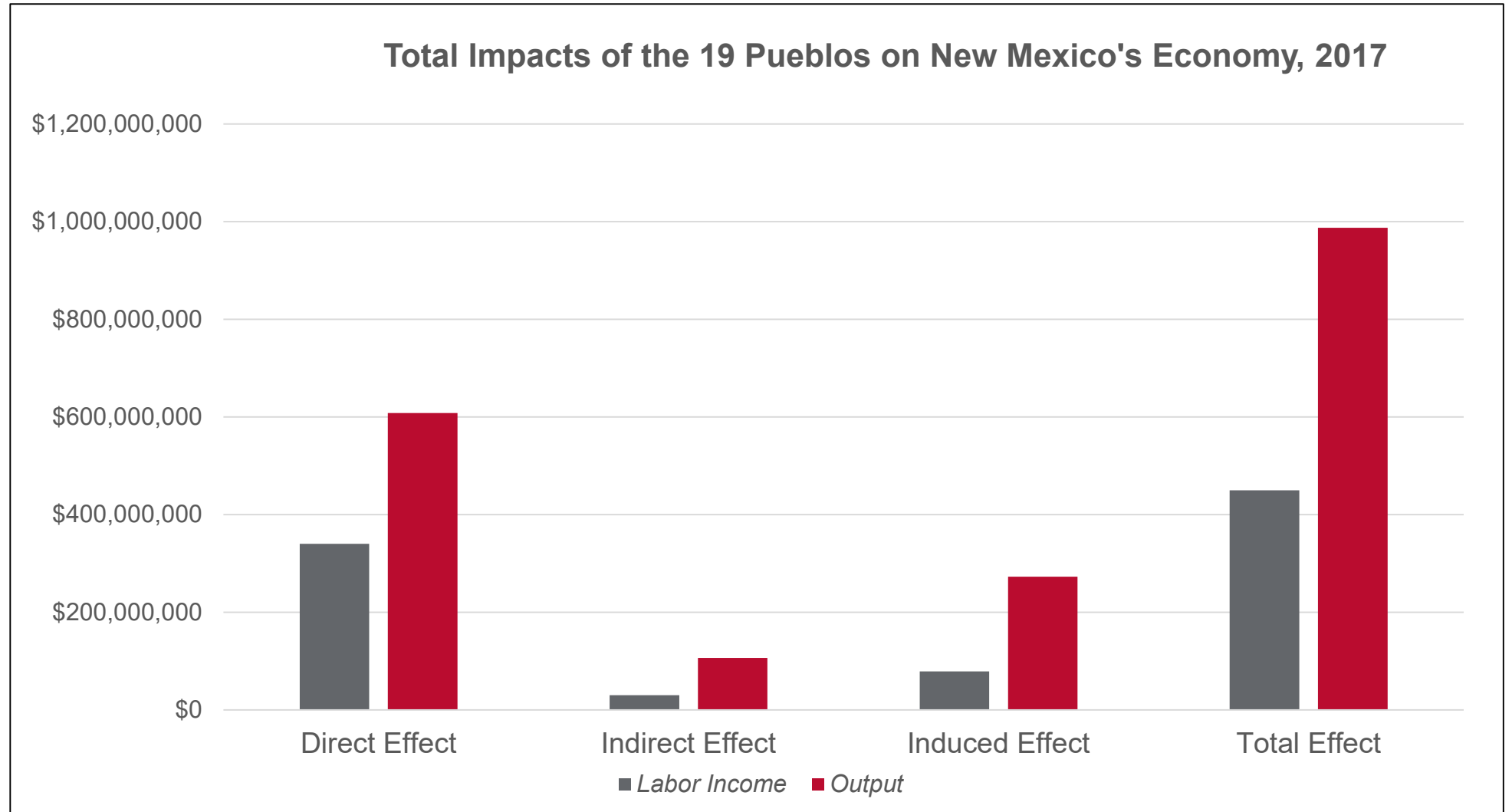


Total Employment Impacts of the 19 Pueblos on New Mexico's Economy by Funding Channel, 2017





*Results:  
Economic  
Impact*



# *Results: Economic and Employment Impacts*

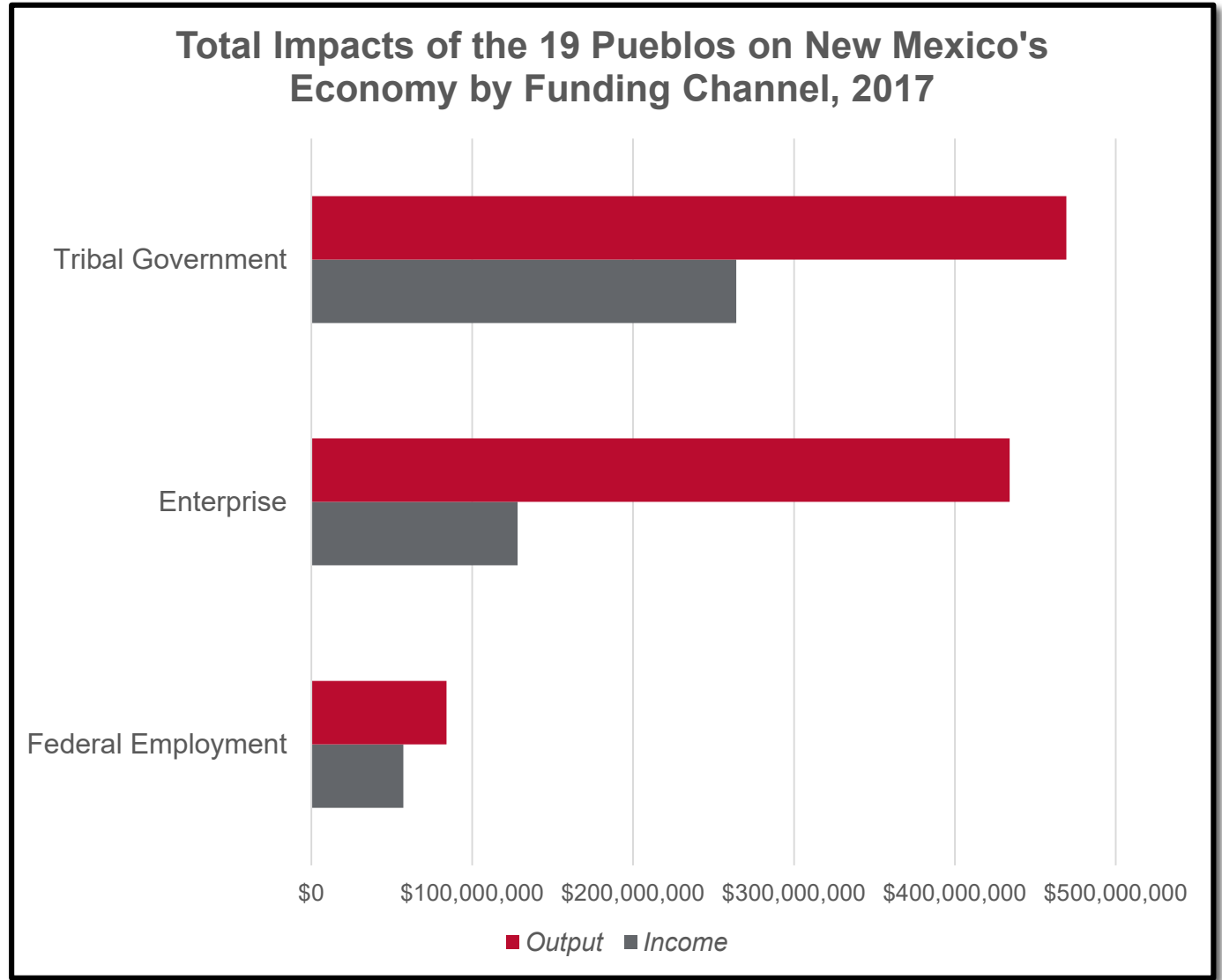
---

## Total Impacts of the 19 Pueblos on New Mexico's Economy, 2017

<b>TOTAL</b>	<b>Labor Income</b>	<b>Output</b>	<b>Employment</b>
Direct Effect	\$340,509,467	\$608,223,285	8,254
Indirect Effect	\$30,277,601	\$106,420,148	779
Induced Effect	\$78,882,680	\$272,761,144	2,508
Total Effect	\$449,669,749	\$987,404,577	11,541

# Results: Economic Impact

This slide illustrates the output and income impacts generated by the 19 Pueblos on the State of New Mexico's Economy by the funding channel, or the way in which money comes into the state through the Pueblos.



# *Results: Economic and Employment Impacts*

---

Total Impacts of the 19 Pueblos on New Mexico's Economy by Funding Channel, 2017

<i>Funding Channel</i>	<b>Employment</b>	<b>Income</b>	<b>Output</b>
Federal Employment	1,051	\$57,262,237	\$83,945,624
Enterprise	4,029	\$128,198,405	\$434,060,571
Tribal Government	6,461	\$264,209,107	\$469,398,382
Total	11,541	\$449,669,749	\$987,404,582

# Lessons Learned and Strategies Moving Forward

---

## *Lessons Learned and Strategies Moving Forward*



- As expected, the Pueblos have a significant impact on the New Mexico Economy.
- Other tribes should be included in future studies.
- Precautions should be taken to protect tribal data.
- Define resources and roles of participants before a project begins to gain better participation.
- Utilization of data can be an extremely powerful tool.



Acoma

Cochiti

Isleta

Jemez

Laguna

Nambe

Ohkay Owingeh

Picuris

Pojoaque

Sandia

San Felipe

San Ildefonso

Santa Ana

Santa Clara

Santo Domingo

Taos

Tesuque

Zia

Zuni

# Discussion

---