

Veterans by the Numbers

21st Annual New Mexico Data Users Conference
November 14, 2019

Presented by: Eric Coyle
Data Dissemination Specialist
U.S. Census Bureau



Agenda

How the data are used

Programs (sources)

History

American Community Survey

- Overview
- Geography

Data highlights & visuals

Ways to access Census data

Additional resources

Q&A

How the Data Are Used?

- Veteran Affairs uses data to:
 - Measure veteran needs
 - Evaluate impact of veteran's programs for education, employment and healthcare
 - Conduct policy analysis
 - Plan programs
 - Budget for Federal veterans' programs
 - Report to Congress on state projections of veterans; facilities and services

<https://census.gov/topics/population/veterans/guidance/data-uses.html>

Sources of Veteran Statistics

Demographic Surveys

American Community Survey

<https://www.census.gov/programs-surveys/acs/guidance.html>

2010 Census (U.S. Territories only)

https://www.census.gov/newsroom/releases/archives/2010_census/press-kits/island-areas.html

Current Population Survey

<https://www.census.gov/programs-surveys/cps.html>

Survey of Income and Program Participation

<http://www.census.gov/programs-surveys/sipp/about.html>

Economic Surveys

Survey of Business Owners (discontinued)

<https://www.census.gov/programs-surveys/sbo.html>

Annual Survey of Entrepreneurs (discontinued)

<https://www.census.gov/programs-surveys/ase.html>

Annual Business Survey (ABS) (first release 12/19)

<https://www.census.gov/programs-surveys/abs.html>

Data on Veterans NOT available from any U.S. Census Bureau surveys

- Military rank, branch of service, length of service
 - Exception: Branch and length are available in the CPS veteran supplement
- Combat experience
 - Exception: Available in the CPS veteran supplement
- Homelessness
- VA benefits other than service-connected disability
- Health status of veterans

Decennial Census

History of Veteran Questions

The first data on veterans to be published by the U.S. government were based on an inquiry in the **1840 census** which asked the name, age, and place of residence of pensioners of the Revolutionary War

Veteran status questions were asked in every decennial census from 1910 to 2000, with the exception of 1920

Prior to 1980, the veteran status questions were asked of all males 14 years and older

Starting in 1980, the veteran status questions were asked of all individuals 15 years and older

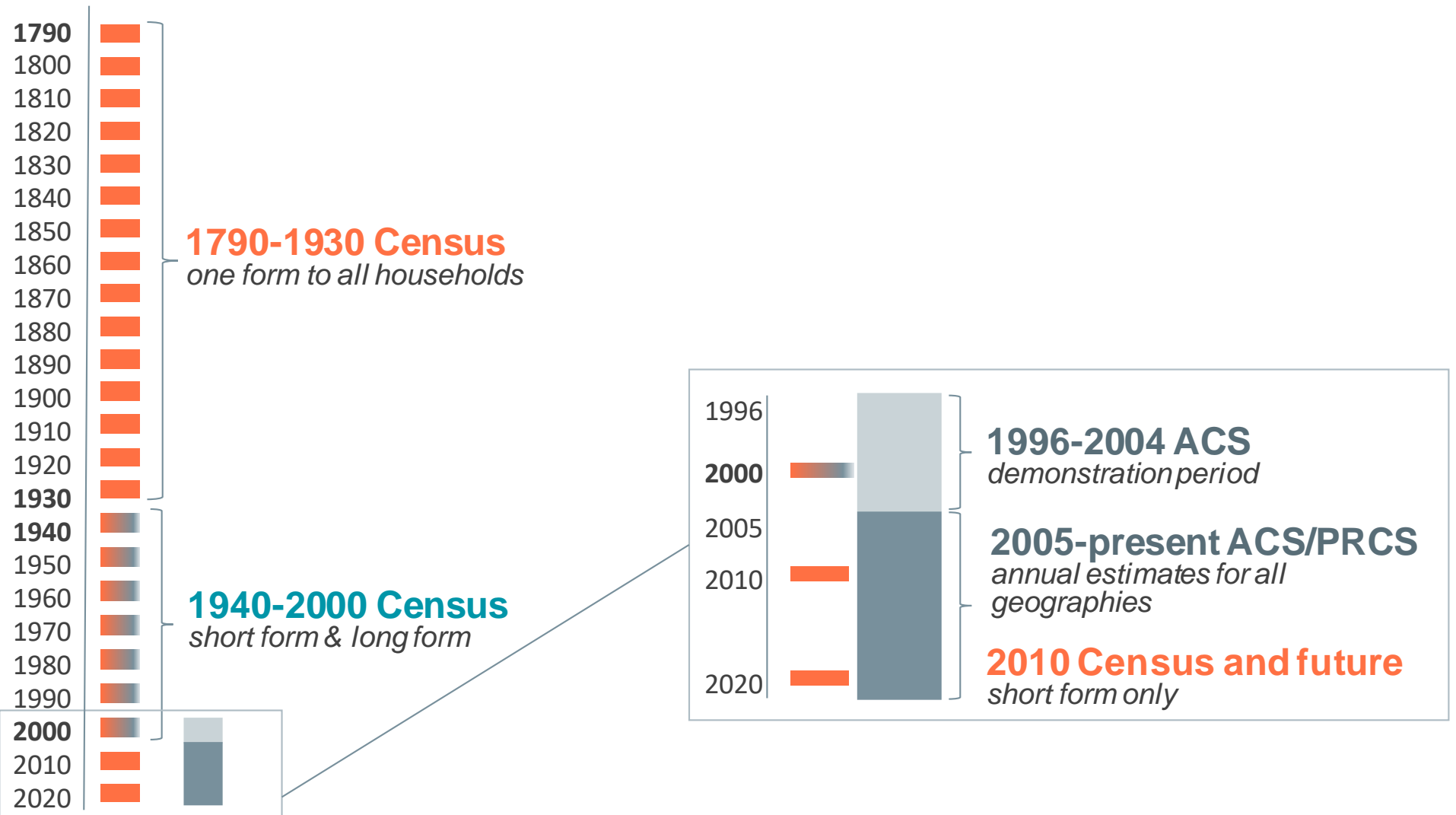


Complete question wording for the 1910 through 2000 decennial censuses can be found here:

<https://census.gov/content/dam/Census/topics/population/veterans/guidance/veteran-questions-over-time.pdf>

The American Community Survey

Census & ACS



The American Community Survey

The Foundation

The American Community Survey is on the leading edge of survey design, continuous improvement, and data quality

- The nation's most current, reliable, and accessible data source for local statistics on critical planning topics such as age, children, veterans, commuting, education, income, and employment
- Surveys **3.5 million** households and informs over **\$675 billion** of Federal government spending each year
 - Visit 20,000 Group Quarter facilities and sample approximately 194,000 residents each year
- Covers **35+ topics**, supports over **300** evidence-based Federal government uses, and produces **11 billion** estimates each year
- Three key annual data releases:
 - 1-year Estimates (for large populations)
 - 1-year Supplemental Estimates (for small populations)
 - 5-year Estimates (for very small populations)

13195011

U.S. DEPARTMENT OF COMMERCE
Economics and Statistics Administration
U.S. CENSUS BUREAU

THE American Community Survey

This booklet shows the content of the American Community Survey questionnaire.

Start Here

Respond online today at:
<https://respond.census.gov/acs>
OR
Complete this form and mail it back as soon as possible.

Please print today's date.
Month Day Year

Please print the name and telephone number of the person who is filling out this form. We may contact you if there is a question.
Last Name
First Name MI
Area Code + Number -

This form asks for information about the people who are living or staying at the address on the mailing label and about the house, apartment, or mobile home located at the address on the mailing label.

If you need help or have questions about completing this form, please call 1-800-354-7271. The telephone call is free.
Telephone Device for the Deaf (TDD): Call 1-800-582-8330. The telephone call is free.
¿NECESITA AYUDA? Si usted habla español y necesita ayuda para completar su cuestionario, llame sin cargo alguno al 1-877-833-5625. Usted también puede completar su entrevista por teléfono con un entrevistador que habla español. O puede responder por Internet en: <https://respond.census.gov/acs>


How many people are living or staying at this address?
• **INCLUDE** everyone who is living or staying here for more than 2 months.
• **INCLUDE** yourself if you are living here for more than 2 months.
• **INCLUDE** anyone else staying here who does not have another place to stay, even if they are here for 2 months or less.
• **DO NOT INCLUDE** anyone who is living somewhere else for more than 2 months, such as a college student living away or someone in the Armed Forces on deployment.

Number of people

Fill out pages 2, 3, and 4 for everyone, including yourself, who is living or staying at this address for more than 2 months. Then complete the rest of the form.

FORM ACS-1(INFO)(2015)
06-17-2014

OMB No. 0607-0910
OMB No. 0607-0936



The American Community Survey

How is the ACS Different from the Census?

	ACS	2010 and 2020 Census
<i>purpose</i>	Sample estimates	Official counts
<i>produces</i>	Population characteristics	Population totals
<i>new data every</i>	Year	10 years
<i>data reflect</i>	Period of time	Point in time
<i>Collects</i>	Information previously on the census “long form”	“Short form” information

American Community Survey

Why do we ask questions about veterans?

Meeting Federal Needs

- Used primarily by the Department of Veterans Affairs to:
 - Measure the needs of veterans and evaluate the impact of veterans' programs dealing with education, employment, and health care
 - Measure a veteran's service-connected disability compensation entitlement status to accurately anticipate the need for VA care and its associated cost

Community Benefits

- Budgeting and program planning for medical services and nursing homes for veterans
- Planning locations and sizes of veterans' cemeteries
- Determining segments of population who may not be receiving needed medical services
- Allocating funds for employment and job training programs for veterans
- Allowing VA medical centers and their regional networks to engage in meaningful local area planning that accounts for expectations of the future demand for VA care

American Community Survey

History of Veteran Questions

For the **1999 to 2002** ACS, the veterans series of questions matched Census 2000

At the request of the Department of Veterans Affairs:

- **In 2003**, several changes were made to the veteran status and periods of military service questions
- **In 2008**, new content about service-connected disability was added to the questionnaire and the years of service question was removed
- **In 2013**, the veteran status question was simplified and the periods of military service categories were collapsed

American Community Survey

Current Veterans Content

26 Has this person ever served on active duty in the U.S. Armed Forces, Reserves, or National Guard? Mark (X) ONE box.

- Never served in the military → SKIP to question 29a
- Only on active duty for training in the Reserves or National Guard → SKIP to question 28a
- Now on active duty
- On active duty in the past, but not now

Veterans

27 When did this person serve on active duty in the U.S. Armed Forces? Mark (X) a box for EACH period in which this person served, even if just for part of the period.

- September 2001 or later
- August 1990 to August 2001 (including Persian Gulf War)
- May 1975 to July 1990
- Vietnam era (August 1964 to April 1975)
- February 1955 to July 1964
- Korean War (July 1950 to January 1955)
- January 1947 to June 1950
- World War II (December 1941 to December 1946)
- November 1941 or earlier

28 a. Does this person have a VA service-connected disability rating?

- Yes (such as 0%, 10%, 20%, ... , 100%)
- No → SKIP to question 29a

b. What is this person's service-connected disability rating?

- 0 percent
- 10 or 20 percent
- 30 or 40 percent
- 50 or 60 percent
- 70 percent or higher

<https://www.census.gov/programs-surveys/acs/methodology/questionnaire-archive.html>

American Community Survey Tables Pertaining to Veterans	1-Year	5-Year
DETAILED TABLES:		
B21001 – Sex by Age by Veteran Status for the Civilian Population 18 Years and Over	X	X
B21001A-I – Sex by Age by Veteran Status for the Civilian Population 18 Years and Over (<i>race iterated tables</i>)	X	
B21002 – Period of Military Service for Civilian Veterans 18 Years and Over	X	X
B21003 – Veteran Status by Educational Attainment for the Civilian Population 25 Years and Over	X	X
B21004 – Median Income in the Past 12 Months by Veteran Status by Sex for the Civilian Population 18 Years and Over with Income in the Past 12 Months	X	X
B21005 – Age by Veteran Status by Employment Status for the Civilian Population 18 to 64 Years	X	X
B21007 – Age by Veteran Status by Poverty Status in the Past 12 Months by Disability Status for the Civilian Population 18 Years and Over	X	
B21100 – Service-Connected Disability-Rating Status and Ratings for Civilian Veterans 18 Years and Older	X	X
COLLAPSED TABLES:		
C21001A-I – Sex by Age by Veteran Status for the Civilian Population 18 Years and Over (<i>race iterated tables</i>)	X	X
C21005 – Veteran Status by Employment Status for the Civilian Population 18 to 64 Years	X	
C21007 – Age by Veteran Status by Poverty Status in the Past 12 Months by Disability Status for the Civilian Population 18 Years and Over	X	X
C21100 – Service-Connected Disability-Rating Status for Civilian Veterans 18 Years and Older	X	
SUBJECT TABLES:		
S2101 – Veteran Status	X	X
RANKING TABLES:		
R2101 – Percent of the Civilian Population 18 years and Over Who are Veterans	X	
GCT2101 – Percent of the Civilian Population 18 years and Over Who are Veterans	X	X
PROFILE TABLES:		
<i>Note: Estimate and percentage of civilian veterans ONLY are included in the following profile tables.</i>		
DP02 Data Profile—Social Characteristics Table	X	X
CP02 Comparison Data Profile—Social Characteristics Table	X	
S0201 Selected Population Profile	X	

The American Community Survey

Content Overview

POPULATION		HOUSING
SOCIAL Ancestry Citizenship Disability Educational Attainment Fertility Grandparents Language Marital Status Migration School Enrollment Veterans	DEMOGRAPHIC Age Hispanic Origin Race Relationship Sex ECONOMIC Class of Worker Commuting Employment Status Food Stamps (SNAP) Health Insurance Hours/Week, Weeks/Year Income Industry & Occupation	Computer & Internet Use Costs (Mortgage, Taxes, Insurance) Heating Fuel Home Value Occupancy Plumbing/Kitchen Facilities Structure Tenure (Own/Rent) Utilities Vehicles Year Built/ Year Moved In

The American Community Survey

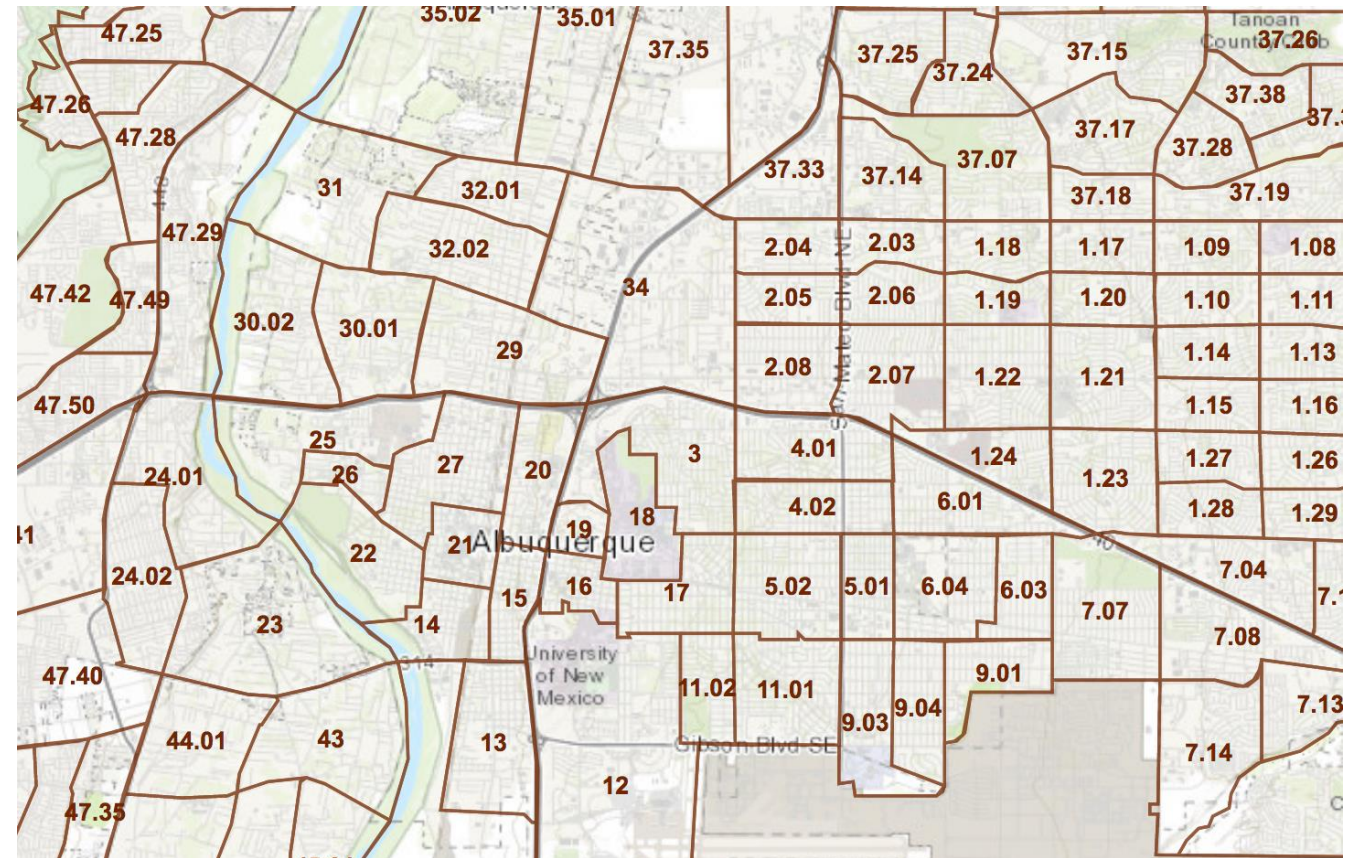
Availability of 2018 ACS Data Products

Estimated Population of Geographic Area	2018 1-Year Estimates	2018 1-Year •Selected Population Profiles •Subject Tables	2014-2018 5-Year Estimates	2014-2018 5-Year •Subject Tables •Narrative Profiles (on ACS Website)	2018 1-Year Supplemental Estimates
65,000 or more	X	X	X	X	X
20,000 to 64,999			X	X	X
Less than 20,000			X	X	
Release Date	September 26, 2019	October 17, 2019	December 19, 2019	January 16, 2020	February 6, 2020

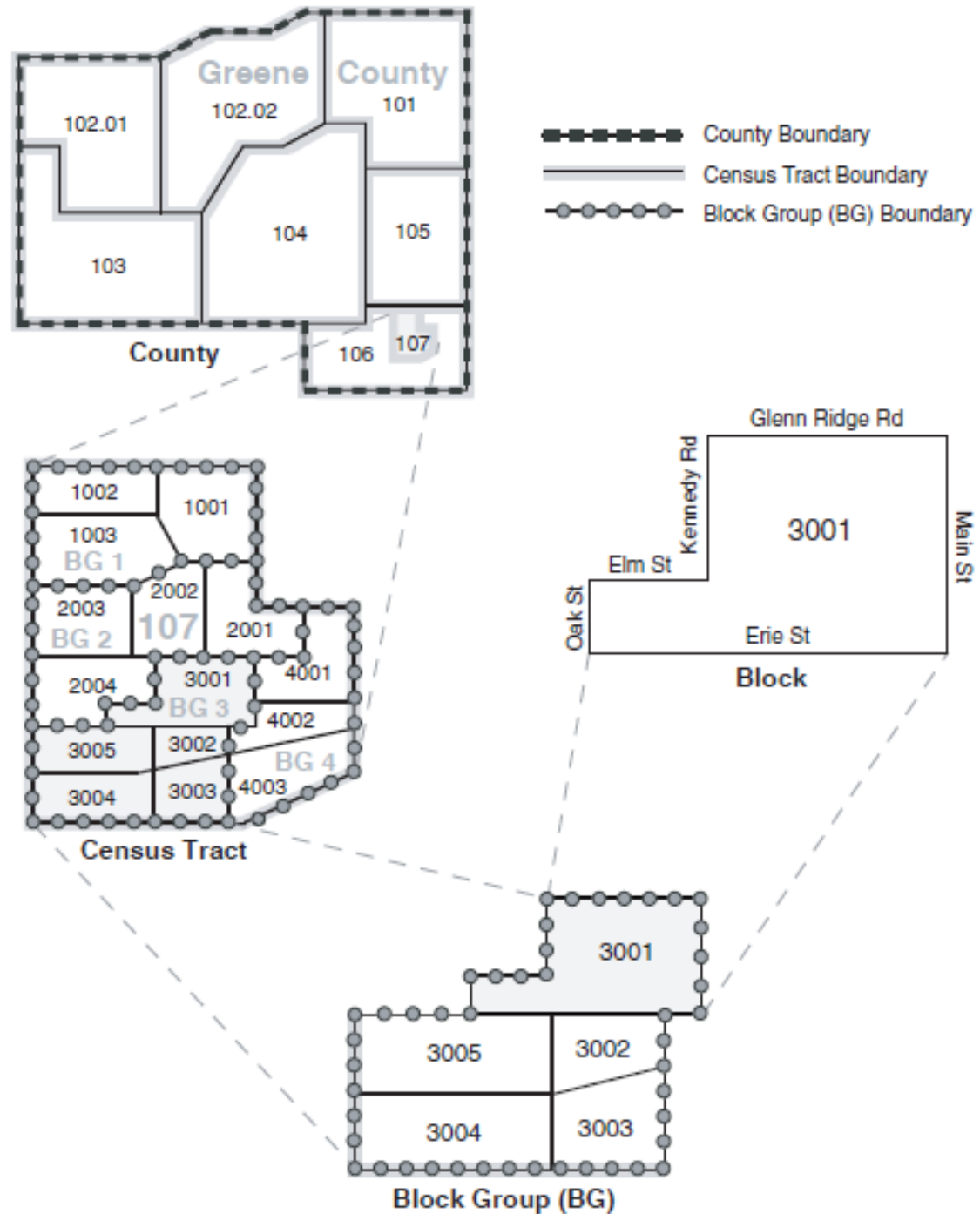
Census Geography

Selected Census Geographic Concepts—Statistical Areas

- [Regions](#)
- [Divisions](#)
- [Census Designated Places](#)
- [Census County Divisions](#)
- [Public Use Microdata Areas \(PUMA\)](#)
- [Zip Code Tabulation Areas \(ZCTAs\)](#)
- [Census Tracts](#)
- [Block Groups](#)
- [Block](#)

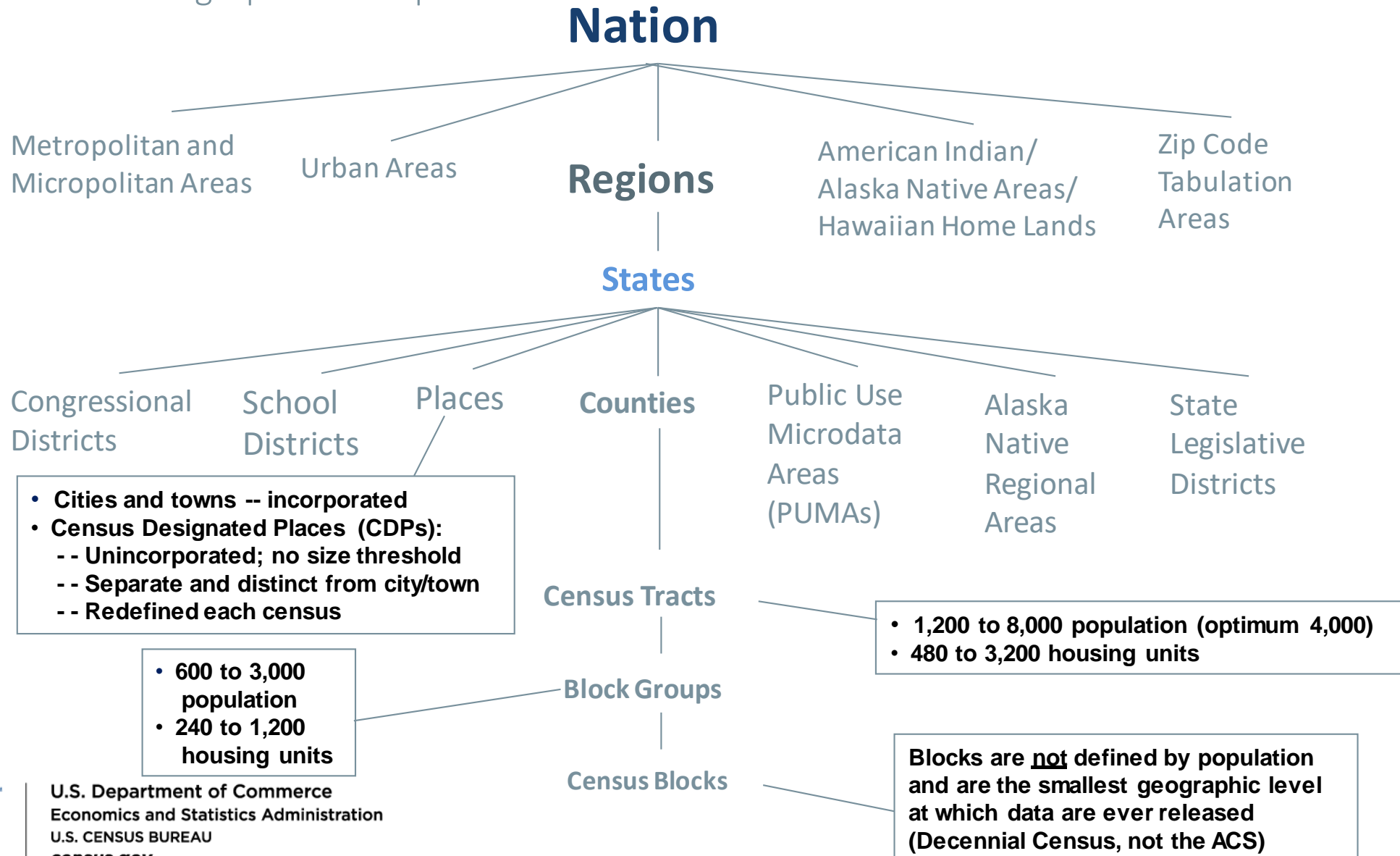


Geographic Area Relationships— Small Statistical Areas



The American Community Survey

Selected Census Geographic Concepts



Data Highlights & Visuals

Veteran Highlights for the U.S.

Characteristics	2018 ACS 1-year Estimate (%)	2017 ACS 1-year Estimate (%)
Military Veterans in the U.S.	18 million (7.1%)	18.2 million (7.3%)
Female Veterans in the U.S.	1.7 million (9.2%)	1.6 million (8.9%)
Black or African American population	2.1 million (12.0%)	2.1 million (11.8%)
Hispanic or Latino Population	1.2 million (7.2%)	1.2 million (6.9%)
Veterans 65 and older	8.9 million (50.1%)	9.1 million (50%)
Younger than 35	1.6 million (9.1%)	1.6 million (8.9%)
Veterans 18 to 64 in the labor force	6.9 million (4.7%)	7.0 million (4.6%)
With a service-connected disability	4.3 million (24%)	4.2 million (23%)
Annual Median income	\$41,555	\$40,577



A Century of Serving

Size of the U.S. Armed Forces and Number of Veterans Since 1915

A Century of Serving

(Numbers in millions)

■ U.S. armed forces



Those Who Served

(Numbers in millions)

■ U.S. veterans
▼ Percent of the male 18+ population
▼ Percent of the female 18+ population



United States[®]
Census
Bureau

U.S. Department of Commerce
Economics and Statistics Administration
U.S. CENSUS BUREAU
census.gov

Source: U.S. Department of Defense; U.S. Census Bureau, Statistical Abstracts of the United States, 2005 to 2017 American Community Survey, 1-Year Estimates; and U.S. Department of Veterans Affairs
*Note: The 1980 decennial census was the first to ask veteran status of both men and women.
For more information on the ACS, see census.gov/acs

United States[®]
Census
Bureau

U.S. Department of Commerce
Economics and Statistics Administration
U.S. CENSUS BUREAU
census.gov

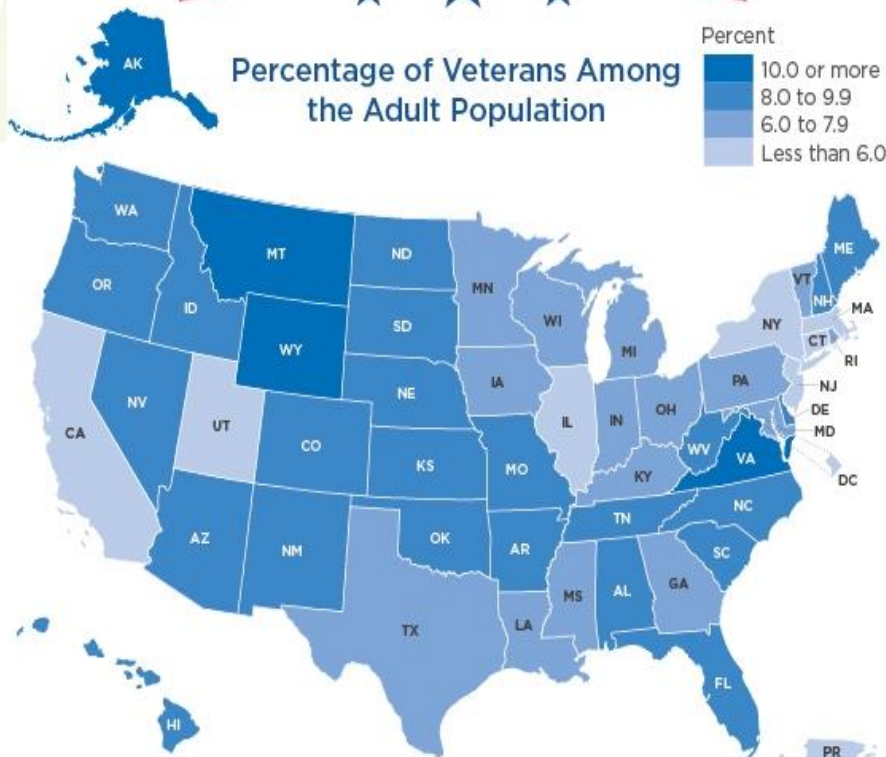
Source: 2017 American Community Survey
www.census.gov/programs-surveys/acs

United States[™]
Census
Bureau

U.S. Department of Commerce
Economics and Statistics Administration
U.S. CENSUS BUREAU
census.gov

11 NOVEMBER

VETERANS DAY

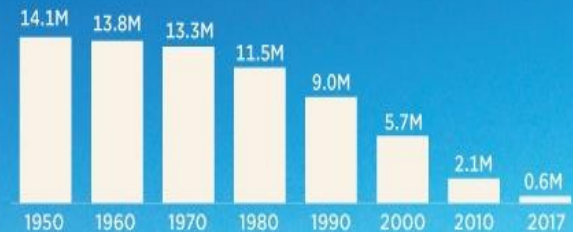


Note: Estimates are the percentage of veterans among the civilian population 18 years and older.

D-Day: 75th Anniversary of the Allied Invasion of Normandy

U.S. World War II Veterans

M=millions



The total number of U.S. service members in WWII was 16.1 million.

Note: Data from 1970 and earlier include only male veterans; data from 1980 and more recent years include both male and female veterans.

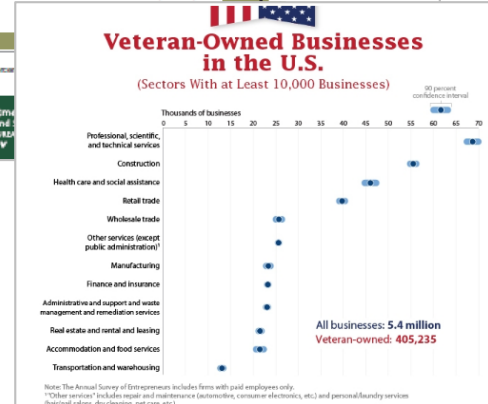
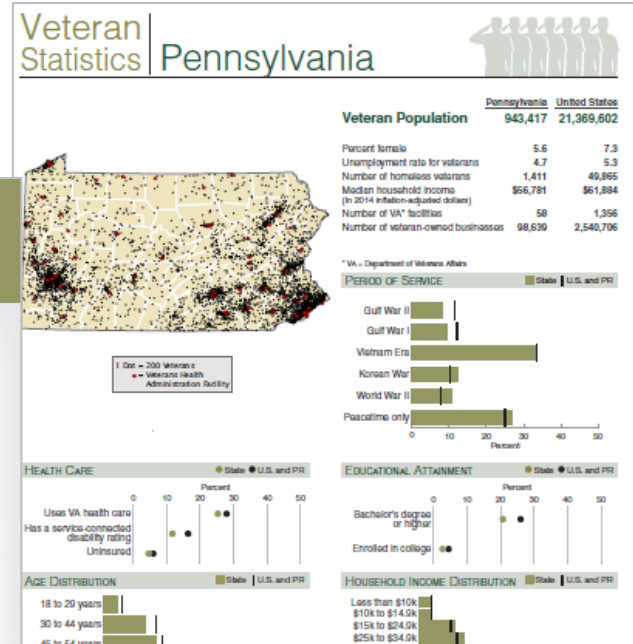
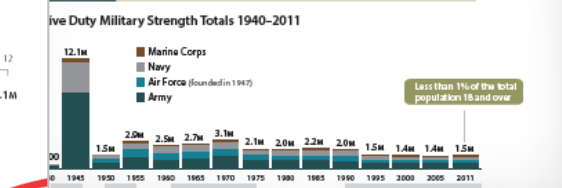
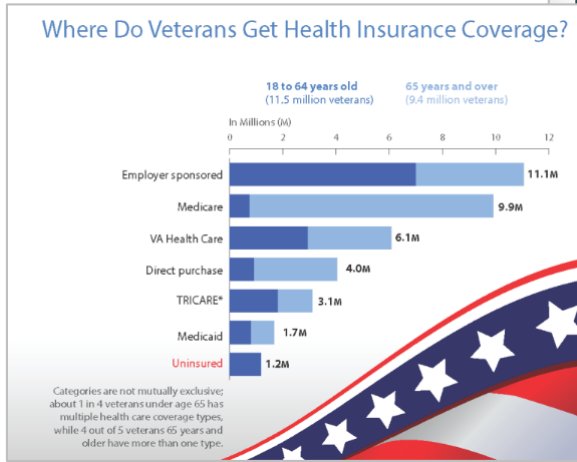
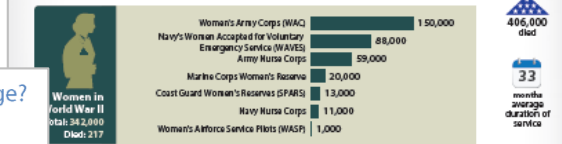
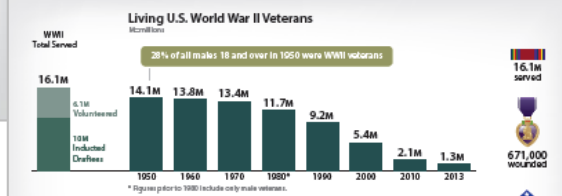
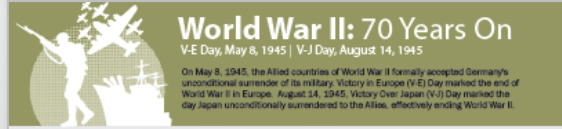
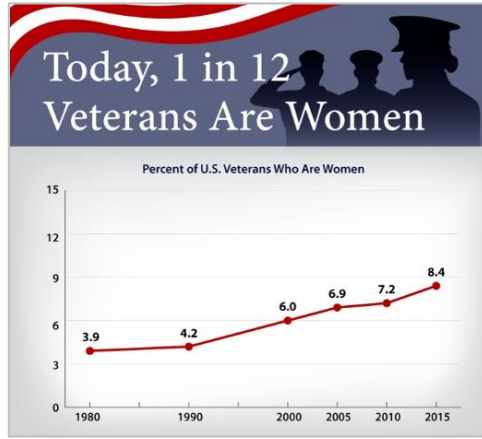


United States[®]
Census
Bureau

U.S. Department of Commerce
Economics and Statistics Administration
U.S. CENSUS BUREAU
census.gov

Source: U.S. Department of Defense; U.S. Census Bureau, 1950-2000 decennial censuses, and 2010 and 2017 American Community Survey, 1-Year Estimates

Visualizations



[census.gov/topics/population/veterans/library/visualizations.html](https://www.census.gov/topics/population/veterans/library/visualizations.html)

Accessing Census Data



U.S. Department of Commerce
Economics and Statistics Administration
U.S. CENSUS BUREAU
[census.gov](https://www.census.gov)

How to Access Data

Statistics on the veteran population can be found in many of our online data tools:

- [QuickFacts](#)
 - **When to use:** If you need an estimate of veterans in a state, county, or city (5K population threshold)
- [My Congressional District](#)
 - **When to use:** If you need an estimate of how many veterans live in your Congressional District
- [Census Business Builder](#)
 - **When to use:** If you need an estimate of how many veterans live in your state, county, city, ZCTA, or census tract (Veteran-Owned Business data available for the RAE edition)
- census.data.gov
 - **When to use:** If you need detailed demographic or socio-economic statistics about veterans in a specific geography
- [Public Use Microdata Sample \(PUMS\)](#)
 - **When to use:** If you need to create custom tabulations

census.gov/data/data-tools.html

New Data Dissemination on [Data.census.gov](https://data.census.gov)

United States
Census
Bureau

Explore Census Data

The Census Bureau serves as the leading source of quality data about the nation's people and economy.

I'm looking for...

Help us build this experience

Your input is important as we develop this platform. Start searching and let us know how we can make your experience better.

Email feedback to: cedsci.feedback@census.gov

Interactive Maps

Census.gov > Geography > Interactive Maps

Geography

About this Section

Education

GSS Initiative

Interactive Maps

Maps & Data

Metropolitan and
Micropolitan

Partnerships

Reference

Research

Interactive Maps

Work with interactive mapping tools from across the Census Bureau.

Census Business Builder

Census Data Mapper

Census Flows Mapper

Data Visualization Gallery

Interactive Population Map

Metro/Micro Thematic Map Viewer

OnTheMap (Employment)

OnTheMap for Emergency Management

census.gov/geography/interactive-maps

Additional Resources



U.S. Department of Commerce
Economics and Statistics Administration
U.S. CENSUS BUREAU
census.gov

Additional Census Bureau Resources

U.S. Census Bureau Veteran Statistics Webpage

[census.gov/topics/population/veterans.html](https://www.census.gov/topics/population/veterans.html)

ACS Questionnaire Archive

[census.gov/programs-surveys/acs/methodology/questionnaire-archive](https://www.census.gov/programs-surveys/acs/methodology/questionnaire-archive)

Other subjects included in the ACS

[census.gov/programs-surveys/acs/guidance/subjects](https://www.census.gov/programs-surveys/acs/guidance/subjects)

ACS/Census Table Comparison

[census.gov/programs-surveys/acs/guidance/comparing-acs-data](https://www.census.gov/programs-surveys/acs/guidance/comparing-acs-data)

YouTube videos on how to access PUMS in Data Ferrett

<https://www.census.gov/library/video/acs-dataferrett-part1.html>

<https://www.census.gov/library/video/acs-dataferrett-part2.html>

External Resources

Bureau of Labor Statistics

[Employment Situation of Veterans Report](#)

Department of Veterans Affairs

[National Center for Veterans Analysis and Statistics](#)

[Veterans Benefits Administration Reports](#)

[Project CHALENG](#) (veteran homelessness)

U.S. Department of Housing and Urban Development

[Annual Homeless Assessment Report to Congress](#)

[Homeless Population and Subpopulation Reports](#)

Stay Current

NEWSROOM



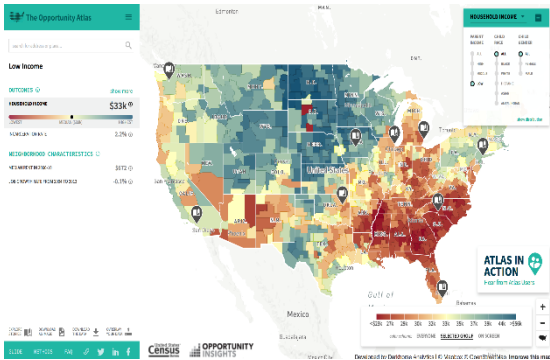
The latest news releases and statements from the U.S. Census Bureau. Also, find upcoming events, and useful information for media
[census.gov/newsroom.html](https://www.census.gov/newsroom.html)

DIRECTOR'S BLOG



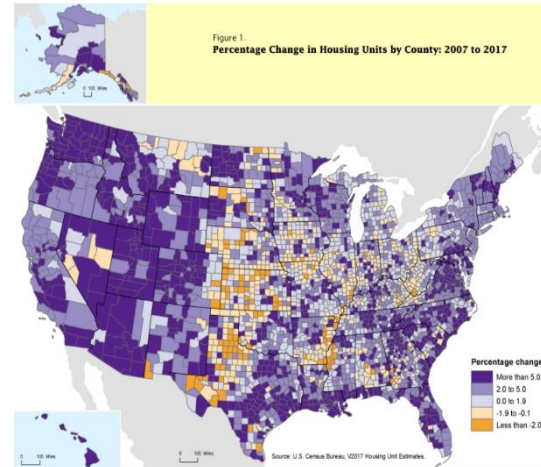
This blog gives the director's point of view on everything from Census Bureau news to how we measure America's people, places and economy.
[census.gov/newsroom/blogs/director.html](https://www.census.gov/newsroom/blogs/director.html)

AMERICA COUNTS



Featured stories on various topics such as families, housing, employment, business, education, the economy, emergency preparedness, and population
[census.gov/AmericaCounts](https://www.census.gov/AmericaCounts)

STATS FOR STORIES



Provides links to timely story ideas highlighting the Census Bureau's newsworthy statistics that relate to current events, observances, holidays, and anniversaries
[census.gov/newsroom/stories.html](https://www.census.gov/newsroom/stories.html)
[census.gov/newsroom/facts-for-features.html](https://www.census.gov/newsroom/facts-for-features.html)

Stay Connected #CensusData



Sign up for and manage alerts at
<https://public.govdelivery.com/accounts/USCENSUS/subscriber/new>



facebook.com/uscensusbureau



twitter.com/uscensusbureau



More information on the
American Community Survey:
<https://www.census.gov/acs>



youtube.com/user/uscensusbureau



instagram.com/uscensusbureau



Census (Non-media inquiries)
800-923-8282

Public Information Office (Media)
301-763-3030



pinterest.com/uscensusbureau



linkedin.com/company/us-census-bureau

[Census.gov/Academy](https://www.census.gov/academy): Visit and Subscribe

- ✓ **Receive our Data Gems.**

These short “how-to” videos are an easy and quick way to increase your knowledge of Census data. Get them in your inbox!

- ✓ **Get access to our data courses.**

You will learn-at-your-own-pace with these video-tutorials designed for different skill levels.

- ✓ **Interact with our instructors via webinars.**

Learn about our data releases and tools while attending these live virtual classes.

- ✓ **Bring our data experts to you.**

[Request](mailto:census.askdata@census.gov) free workshops and webinars for your organization: census.askdata@census.gov

- ✓ **Take part in this community**

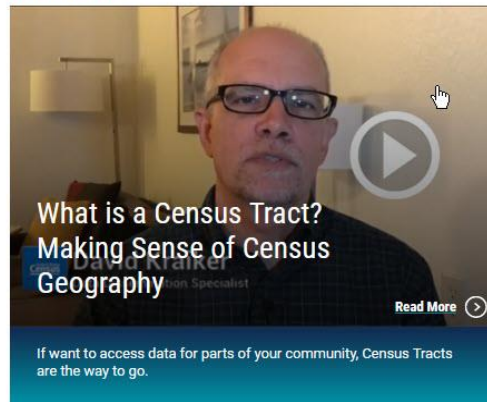
[Share](mailto:Census.academy@census.gov) your feedback and ideas for our educational content: Census.academy@census.gov

Census Academy

Data Gems
Webinars
Courses - Coming Soon!



Data Gems



VIDEO | OCTOBER 11, 2018
How to Access Data for a Neighborhood or Service Area
By using Census Tracts, you can select the boundaries of your area, and access demographic, socioeconomic, and housing statistics about your community.

VIDEO | SEPTEMBER 21, 2018
How to Extract Data from the Census API
Learn how to use the Census API to explore or learn more about America's changing population and economy.

VIDEO | SEPTEMBER 21, 2018
Visualizing Characteristics Using the Census Engagement Navigator
Learn how to use this interactive visualization to quickly understand what areas of the country had high or low return rates in the 2010 census.

[VIEW ALL DATA GEMS](#)

Additional Resources:
Want Free Training?
Need Local Stats?




**U.S. Census Bureau
Data Dissemination Specialist**

Eric Coyle

(702) 236-3202

eric.a.coyle@census.gov



Additional Assistance:

Toll-free number:

1-844-ASK-DATA (1-844-275-2342)

census.askdata@census.gov



Q&A &
Thank You!